






疾病管制局腸病毒防治宣導建議_新住民家長

2012年2月更新


- 一、請於新住民宣導相關網站明顯處，連結至衛生署疾病管制局「衛教宣導/熱門疾病/腸病毒/腸病毒防治宣導建議」。
- 二、本局製作之文宣品(海報/單張)，預覽檔、印刷檔皆同步刊掛於網站上，提供宣導使用，且本局同意各機關於印製時，改為衛生署疾病管制局與各機關共同掛名。
- 三、本局製作之宣導廣播(中、越語)，授權各機關於新住民宣導廣播系統，宣達腸病毒防治訊息。
- 四、本局製作之宣導短片(中、越語)，授權各機關於新住民服務處的播放系統或相關教學，加強公益播放宣導。

五、宣導素材一覽表

種類	內容
<p>宣導 海報</p>	<p><u>感染腸病毒-病程管理</u></p>  <p><u>感染腸病毒 病程管理-越南文</u></p>  <p><u>感染腸病毒 病程管理-印尼文</u></p> 


種類	內容
<p>宣導 海報</p>	<p>感染腸病毒 病程管理-泰文</p> 
<p>宣導 單張</p>	<p>腸病毒重症宣導 - 中文</p>  <p>Enterovirus 71 Alert-English</p> <p>Parents of children less than 5 years of age attention please! Alert</p> <p>This recent discovery of a new outbreak for Enterovirus 71 (EV71) poses a threat of disease. Taiwan CDC has had the outbreak emergency response underway. (The CDC has used the word "Alert" to indicate that the outbreak is currently in progress and that you should be prepared for the possibility of infection.)</p> <p>What should I do?</p> <p>Parents should keep their children away from the following items: Discontinue contact with the child, avoid direct contact with the child, avoid contact with the child's secretions, avoid contact with the child's stool, avoid contact with the child's urine, avoid contact with the child's saliva, avoid contact with the child's tears, avoid contact with the child's sweat, avoid contact with the child's blood, avoid contact with the child's vomit, avoid contact with the child's feces, avoid contact with the child's nasal secretions, avoid contact with the child's eye secretions, avoid contact with the child's ear secretions, avoid contact with the child's genital secretions, avoid contact with the child's skin secretions, avoid contact with the child's hair, avoid contact with the child's nails, avoid contact with the child's clothing, avoid contact with the child's bedding, avoid contact with the child's toys, avoid contact with the child's food, avoid contact with the child's drink, avoid contact with the child's personal items, avoid contact with the child's environment, avoid contact with the child's community, avoid contact with the child's country, avoid contact with the child's world.</p> <p>What should I do?</p> <p>Parents should keep their children away from the following items: Discontinue contact with the child, avoid direct contact with the child, avoid contact with the child's secretions, avoid contact with the child's stool, avoid contact with the child's urine, avoid contact with the child's saliva, avoid contact with the child's tears, avoid contact with the child's sweat, avoid contact with the child's blood, avoid contact with the child's vomit, avoid contact with the child's feces, avoid contact with the child's nasal secretions, avoid contact with the child's eye secretions, avoid contact with the child's ear secretions, avoid contact with the child's genital secretions, avoid contact with the child's skin secretions, avoid contact with the child's hair, avoid contact with the child's nails, avoid contact with the child's clothing, avoid contact with the child's bedding, avoid contact with the child's toys, avoid contact with the child's food, avoid contact with the child's drink, avoid contact with the child's personal items, avoid contact with the child's environment, avoid contact with the child's community, avoid contact with the child's country, avoid contact with the child's world.</p> <p>What should I do?</p> <p>Parents should keep their children away from the following items: Discontinue contact with the child, avoid direct contact with the child, avoid contact with the child's secretions, avoid contact with the child's stool, avoid contact with the child's urine, avoid contact with the child's saliva, avoid contact with the child's tears, avoid contact with the child's sweat, avoid contact with the child's blood, avoid contact with the child's vomit, avoid contact with the child's feces, avoid contact with the child's nasal secretions, avoid contact with the child's eye secretions, avoid contact with the child's ear secretions, avoid contact with the child's genital secretions, avoid contact with the child's skin secretions, avoid contact with the child's hair, avoid contact with the child's nails, avoid contact with the child's clothing, avoid contact with the child's bedding, avoid contact with the child's toys, avoid contact with the child's food, avoid contact with the child's drink, avoid contact with the child's personal items, avoid contact with the child's environment, avoid contact with the child's community, avoid contact with the child's country, avoid contact with the child's world.</p> <p>Taiwan CDC TAIWAN CDC</p>

腸病毒重症宣導 -越南文




The flyer features a circular logo at the top with the text "CHÍNH SÁCH Y TẾ VIỆT NAM" and "TÀI TRỢ BỞI QUỐC TẾ". Below the logo is the title "Phụ huynh toàn quốc có trẻ sơ sinh và trẻ nhỏ dưới 5 tuổi phải cảnh giác" (Parents nationwide must be alert for children under 5 years old). The main text provides information about polio, its symptoms, and the importance of vaccination. It includes several columns of text, a small photograph of a child, and a logo for the Ministry of Health of Vietnam at the bottom.

腸病毒重症宣導 -印尼文



The flyer features a circular logo at the top with the text "KEMENTERIAN KESEHATAN RI" and "DINAS POLIO". Below the logo is the title "Orang tua yang memiliki anak di bawah 5 tahun harus peka terhadap gejala polio". The main text provides information about polio, its symptoms, and the importance of vaccination. It includes several columns of text, a small photograph of a child, and a logo for the Indonesian Ministry of Health at the bottom.

腸病毒重症宣導 -泰文



The flyer features a circular logo at the top with the text "กรมส่งเสริมการค้าระหว่างประเทศ" and "กรมส่งเสริมการค้าระหว่างประเทศ". Below the logo is the title "ผู้ปกครองของเด็กที่มีอายุต่ำกว่า 5 ปีต้องระวังสัญญาณเตือนของโปลิโอ". The main text provides information about polio, its symptoms, and the importance of vaccination. It includes several columns of text, a small photograph of a child, and a logo for the Thai Ministry of Commerce at the bottom.

宣
導
廣
播

- 重症前兆病徵-新聞快報篇廣播(30秒, 國、越語)
- 重症前兆病徵-越南媽媽篇廣播(30秒, 越語)

請點多媒
體區下載

宣導

短片

[請點多媒
體區下載](#)

- 重症宣導-新手爸媽篇(30秒, 國、越語)



腸病毒重症前兆病徵

嗜睡 持續嘔吐 肌躍型抽搐









疾病管制局腸病毒防治宣導建議_5歲以下幼童照護者




2012年2月更新


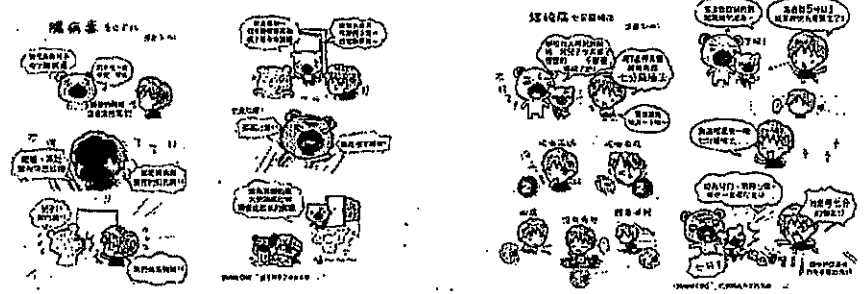

- 一、請於5歲以下幼童照護者(包含隔代教養之銀髮族)相關網站明顯處，連結至衛生署疾病管制局「衛教宣導/熱門疾病/腸病毒/腸病毒防治宣導建議」。
- 二、本局製作之單張，預覽檔、印刷檔皆同步刊掛於網站上，提供宣導使用，且本局同意各機關於印製時，改為衛生署疾病管制局與各機關共同掛名。
- 三、本局製作之宣導廣播，授權各機關於村里、社區宣導廣播系統等，宣達腸病毒防治訊息。
- 四、本局製作之宣導短片，授權各機關於新手父母、銀髮族(隔代教養)聚集處之播放系統或相關教學活動等，加強公益播放宣導。

五、宣導素材一覽表

種類	內容
<p>宣導 海報</p>	<p><u>遠離腸病毒 5歲以下幼兒家長請注意</u></p>  <p><u>手護最親愛的家人</u></p>  <p><u>先暫停 病菌就在衣服上</u></p> 

種類	內容
<p>宣導 海報</p>	<p><u>衛生好習慣-手部衛生先乾為淨篇</u></p>  <p>衛生好習慣-手部衛生先乾為淨篇</p> <p>先乾為淨!</p> <p>先將雙手擦乾，再進行最後一步的消毒，才能有效殺菌。</p> <p>衛生局 TAINAN CDC</p> <p><u>出現腸病毒重症前兆病徵請立即送醫</u></p>  <p>出現腸病毒重症前兆病徵請立即送醫</p> <p>腸病毒重症前兆病徵包括：持續高燒、嗜睡、抽搐、呼吸困難、心跳過快、四肢無力、口唇乾燥、尿量減少等。</p> <p>衛生局 TAINAN CDC</p> <p><u>手護寶貝的健康 腸病毒進不來</u></p>  <p>手護寶貝的健康 腸病毒進不來!</p> <p>腸病毒是導致手足口病、疱疹性咽頰炎等疾病的元兇。預防腸病毒感染，最有效的方法就是勤洗手。</p> <p>衛生局 TAINAN CDC</p>

種類	內容
<p>宣導 海報</p>	<p>我是洗手高手</p>  <p>感染腸病毒-病程管理</p> 
<p>宣導 單張</p>	<p>預防腸病毒居家防疫篇</p> 

種類	內容
宣導 單張	<p>腸病毒重症宣導 - 中文</p> 
防疫 漫畫	<p>圖檔連結</p> <p>腸病毒(重症前兆) 腸病毒(洗手 20 秒)</p> 
宣導 廣播 <u>請點多媒體區下載</u>	<ul style="list-style-type: none"> ● 手部衛生廣播-肥皂洗手篇(30 秒，國語) ● 重症前兆病徵-新聞快報篇廣播(30 秒，國、台語) ● 腸病毒廣播單元主播播報篇(40 秒，國語)
宣導 短片 <u>請點多媒體區下載</u>	<ul style="list-style-type: none"> ● 溫昇豪代言-返家篇(30 秒，國、台、客語) 

- 重症宣導-新手爸媽篇(30秒, 國語)

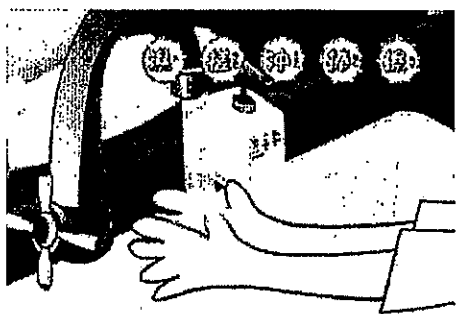


腸病毒重症前兆病徵

嗜睡 持續嘔吐 肌躍型抽搐



- 趕走腸病毒贏在常洗手-餐具篇(30秒, 國語)



- 戰勝腸病毒之歌動畫(52秒, 國語)

